



MANUAL
OPERATION



MOTOR
CONTROL

FOREST WOOD Traversing & Motorized

2" and 2 3/4" hand draw and motorized traversing systems

CORDOBA 2" Hand Draw Traversing & Motorized Sets
GRANADA 2 3/4" Hand Draw Traversing & Motorized Sets
FOREST SHUTTLE MOTORS
MOTOR CONTROLS ROADMAP

THE WORLD
BEHIND
YOUR
DRAPERIES



WOOD HAND DRAW TRAVERSING



Scan for How To videos on the FOREST YOUTUBE CHANNEL.



72 Walnut wood fascia over brown CS Track.
Carriers are also available in colors.


CORDOBA & GRANADA TRAVERSING

- 2" Cordoba & 2 3/4" Granada heavy duty hand, baton or cord draw traversing system for one- or two-way pinch pleat or ripplefold drapery.
- Maximum weight is 4 lbs per foot depending on application.

ASSEMBLED SYSTEM

Includes wood pole fascia, assembled track, wall brackets (bracket cover optional and available for purchase separately), customer's choice of finials, c-ring where specified, and 36" white fiberglass baton. Indicate pinch pleat or ripplefold when ordering.

AVAILABLE FINISHES XX = finish color *Not all components are stocked in antiqued finishes. Please call for availability.



00 Unfinished	25 White	90 Grey smooth poles only	45 Leather Antiqued smooth poles only	58 Stone smooth poles only	59 Black	70 Hazel	71 Honey	72 Walnut	73 Natural
------------------	-------------	------------------------------------	---	-------------------------------------	-------------	-------------	-------------	--------------	---------------

TRAVERSING 2" CORDOBA AND 2 3/4" GRANADA FINIALS *these finials not available in 37 Sand Gold or 45 Leather



End Cap Finial 1151WEN-XX 1172WEN-XX	Smooth Ball Finial* 1151SMO-XX Not available in Granada Collection	Ringed Ball Finial 1151RIN-XX 1172RIN-XX	Fluted Ball Finial* 1151FLU-XX 1172FLU-XX	Odiseia Finial* 1151ODI-XX 1172ODI-XX	Calice Finial* 1151CAL-XX 1172CAL-XX	Zenith Finial* 1151ZEN-XX 1172ZEN-XX
--	---	--	---	---	--	--

WOOD HAND DRAW TRAVERSING

TRAVERSING WOOD POLES



1051RSW-XX
2" CORDOBA
Routed Smooth
Stock Length: 14'

1072RSW-00
2 3/4" GRANADA
Routed Smooth
Stock Length: 13'

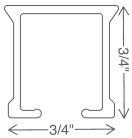



1051RRW-XX
2" CORDOBA
Routed Reeded
Stock Length: 14'

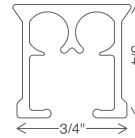

1072RRW-00
2 3/4" GRANADA
Routed Reeded
Stock Length: 13'

TRAVERSING WOOD TRACKS

Use CS Track in white, black, brown or silver with color coordinating components, or use cord draw CCS Track in white, brown or silver with color coordinating components. Use with pinch pleat or ripplefold draperies.

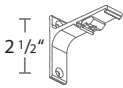


CS® CONTRACT SYSTEM
Aluminum extrusion, powder coated and lubricated.
Available in 25 white, 59 black, 65 brown and 90 silver.

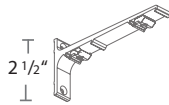


CCS® CONTRACT CORD SYSTEM
Aluminum extrusion, white, powder coated, lubricated. Available in 25 white, 65 brown and 90 silver. All corded systems include child safety tension device.

TRAVERSING WOOD BRACKETS



3280-25
59 black, 65 brown,
90 silver
3" Single Wall Bracket
heavy duty
projection 2 1/2"



3281-25
59 black, 65 brown
6" Double Wall Bracket
heavy duty
projection 1 1/2", 5 1/2"



32801-25
59 black, 90 silver + 10%
Wall Bracket Cover, optional

OPTIONAL C-RINGS



1352WRI-XX
C-Ring
Choose white, black
or brown carrier



52007-25
59 black, 65 brown
C-Ring Carrier



52405-65 Overlap R
52406-65 Underlap L
C-Ring Master Carrier

BATON OPTIONS See all batons at the end of brochure




19WWAND-XX
40" Wood Baton



19CWAND-XX
40" Modern Wood Baton

Fiberglass batons come in 36", 48", 60" and 72" lengths and colors below.



WOOD HAND DRAW TRAVERSING

CORDOBA & GRANADA TRAVERSING CONTINUED

HAND, BATON OR CORD DRAW – SINGLE OR DOUBLE TREATMENT – WITH OR WITHOUT C-RINGS

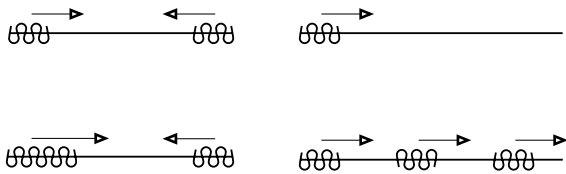


Scan for How To videos on the FOREST YOUTUBE CHANNEL.

FOR USE IN

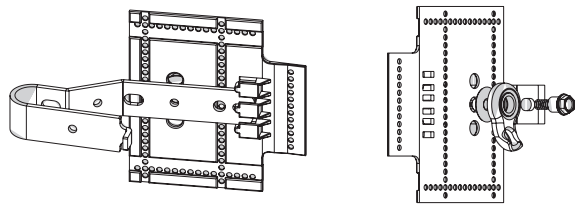
Hotels - resorts - offices - residences or at any location where a heavy duty hand drawn system with wood fascia is desired.

APPLICATIONS



FEATURES

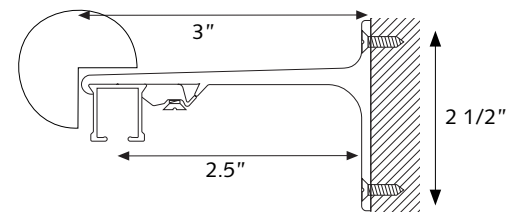
- Stiffener is sewn onto drapery overlap
- Stiffener socket is placed into master arm
- Baton is attached by a screw through the eyelet and into the master arm.



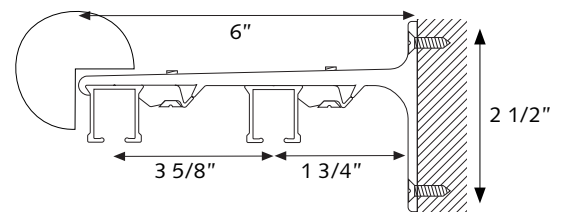
MOUNTING BRACKETS


Brackets need to be placed every 24"

3" Wall Bracket for Wood Poles



6" Double Wall Bracket for Wood Poles





WOOD MOTORIZED TRAVERSING



2" & 2 3/4" WOOD MOTORIZED

- Forest FMS Track with wood pole fascia in 2" or 2 3/4" diameters.
- Motorize with any Forest Shuttle. See all motor specifications on the following pages. All Forest Shuttle motors include a 10 year warranty.
- Control drapes with a gentle tug, wall switch, remote, any home automation system or by smart phone app. See control options on the following pages.

ASSEMBLED SYSTEM

Includes assembled track, wood fascia, motor, power supply, single wall brackets, and Diamond remote or wall switch.



Scan for How To videos on the FOREST YOUTUBE CHANNEL.

AVAILABLE FINISHES XX = finish color, *smooth poles only



00 Unfinished



25 White



90 Grey*



45 Leather*




58 Stone*




59 Black



70 Hazel




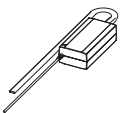



71 Honey








72 Walnut

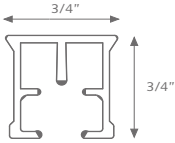

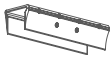

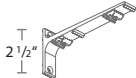

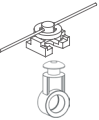




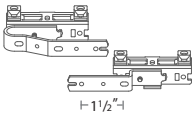
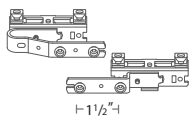
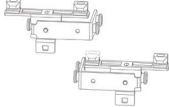

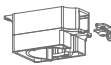



73 Natural

WOOD	COMPONENT
• 	52925-25 Shuttle HD (M) 52925-59 Shuttle HD (M) black 52939-25 Shuttle Eco (S) 52923-25 Shuttle L See motor specs on pages 91-92
• 	52928-25 Power Cord, 7' 6" 52934-25 Power Cord, 16' includes 24 volt power supply
• 	52926-25 Shuttle iOn Includes battery pack and charger with cable. See motor specs on pages 91-92
• 	52949-25 Battery Pack Lithium iOn battery charger for use with Shuttle iOn
• 	52924-59 Power Cord for use with Shuttle iOn battery charger

WOOD	COMPONENT
• 	52933-25 white 59 black +10% Diamond Sense Wall Switch 2 channel
• 	52931-25D white 59D black +10% Diamond Sense Remote RF, 15 channel w/ holder, range 98'
• 	52947-25 Wireless Connector One way transmitter to control drapery by third party app or by home automation. Works with all Forest Shuttle motors
• 	52953-25 Smart Plug
• 	52948-25 59 black +10% Wi-Fi Dongle Bi-directional communication using Forest Connect app. Use with Forest Shuttle HD, L & Eco.




WOOD MOTORIZED TRAVERSING

WOOD	COMPONENT
	51323-25 white 59 black +10% FMS Track 23' x 10 tracks per bundle bundle = 230'
	1051RSW-XX 2" Cordoba Smooth, 14' 1072RSW-00 2 3/4" Granada Smooth, 13'
	1051RRW-XX 2" Cordoba Reeded, 14' 1072RSW-00 2 3/4" Granada Reeded, 13'
	1151WEN-XX 2" Cordoba End Cap 1172WEN-XX 2 3/4" Granada End Cap See all finials pages 60 & 62
	3906-25 59 black +10% Track Connector & key 3904-00
	3280-25 59 black +10% 3" Single Wall Bracket heavy duty projection 2 1/2"
	3281-25 59 black +10% 6" Double Wall Bracket heavy duty projection 1 1/2", 5 1/2"
	32801-25 59 black +10% Wall Bracket Cover use with 3280 & 3281
	2114-25 60% fullness 2 5/8" OC 2111-25 80% fullness 2 3/8" OC 2112-25 100% fullness 2 1/8" OC 2115-25 120% fullness 1 7/8" OC 59 black +10% Two-Piece Connected Snap Carrier w/ Square Base, use 4 1/4" snap tape.

WOOD	COMPONENT
	52008-25 59 black +10% Slim Line Klick Carrier Draperies hang to conceal track
	52009-25 Ball Bearing Carrier for motorization
	52508-25 Overlap Right 52509-25 Underlap Left 59 black +10% Belt Master Carrier
	52508-25A Overlap Right 52509-25A Underlap Left 59A black +10% Belt Master Carrier with snaps
	52410-25 Butt Right 52409-25 Butt Left 59 black +10% Butt Master Carrier with snaps
	2552-25 6" Extension Arm for master Use w/ two one-way draw
	52903-25 59 black +10% Motor Pulley Connects motor to track
	52910-25 59 black +10% Return Pulley
	9012-25 Transport Belt Kevlar reinforced
	52512-25 white 59 black +10% Transport Belt Connector

SHUTTLE® MOTOR COMPARISON CHART



-  Hey Google
-  Hey Siri
-  Hey Alexa

SHUTTLE® HD (M)

SHUTTLE® ECO (S)

SHUTTLE® L



SPECIFICATIONS

VOLTAGE SHUTTLE RECEIVER	24V DC Internal, optional	24V DC Internal	100-240V, 50-60Hz 0.8A Internal
POWER SUPPLY	External, 100-240V AC - 1.5A, 50-60Hz; Output 24V DC - 2.7A	External, 100-240V AC - 0.8A, 50-60Hz; Output 24V DC - 2.5A	Internal
MAX POWER	65W	40W	40W
TORQUE	1.5 Nm	1.0 Nm	1.0 Nm
TRAVEL SPEED	5.5" per second standard 7" per second maximum	5.5" per second standard 7" per second maximum	5.5" per second standard 7" per second maximum
NOISE LEVEL	< 40 dB(A)	< 40 dB(A)	< 40 dB(A)
MAXIMUM WEIGHT	160 lbs per motor 120 lbs per motor - curved track	100 lbs per motor 90 lbs per motor - curved track	100 lbs per motor 90 lbs per motor - curved track
DIMENSIONS	2.76" x 1.97" x 9.5"	2.76" x 1.97" x 7.5"	2.76" x 1.97" x 11"
CERTIFICATIONS/MARKINGS	CE/FCC/DOE	CE/FCC/DOE	CE/FCC/DOE
COLOR OPTIONS	White / Black	White	White

FEATURES

TOUCH CONTROL TECHNOLOGY	✓	✓	✓
INTEGRATED EMERGENCY CONTROL	✓	✓	✓
RF COMMUNICATION STANDARD	✓	✓	✓
Z-WAVE COMMUNICATION	-	-	✓
AUTOMATION SYSTEM COMPATIBLE	✓ using RS485 & dry contacts	✓ using RS485 & dry contacts	✓ using RS485 & dry contacts
WI-FI COMPATIBLE	✓	✓	✓
WORKS WITH DS-XL LED DIMMER	✓	✓	✓
WORKS WITH WIRELESS CONNECTOR	✓	✓	✓
CAN BE USED WITH CURVED TRACK	✓	✓	✓
PLUG & PLAY	✓	✓	✓
WARRANTY	10 Years	10 Years	10 Years

SHUTTLE® MOTOR COMPARISON CHART



SMART HOME
READY



APP
CONTROL



WIRELESS
REMOTE



TOUCH
CONTROL

SHUTTLE® iOn



SPECIFICATIONS

VOLTAGE SHUTTLE RECEIVER	14.8V DC
BATTERY	Internal
MAX POWER	Lithium iOn battery + charger (3-4 months between charges)
TORQUE	30W
TRAVEL SPEED	1.0 Nm
NOISE LEVEL	5.5" per second standard
MAXIMUM WEIGHT	< 40 dB(A)
DIMENSIONS	55 lbs per motor 40 lbs per motor - curved track
CERTIFICATIONS/MARKINGS	2" x 3" x 12.25"
COLOR OPTIONS	CE/FCC/DOE
	White


FEATURES

TOUCH CONTROL TECHNOLOGY	✓
INTEGRATED EMERGENCY CONTROL	✓
RF COMMUNICATION STANDARD	✓
Z-WAVE COMMUNICATION	-
AUTOMATION SYSTEM COMPATIBLE	✓ using RS485 & dry contacts
WI-FI COMPATIBLE	✓
WORKS WITH DS-XL LED DIMMER	✓
WORKS WITH WIRELESS CONNECTOR	✓
CAN BE USED WITH CURVED TRACK	✓
PLUG & PLAY	✓
WARRANTY	10 Years on motor 2 years on battery pack

Our wide variety of control options make finding a fit for your windows easy – controlling the drapes by hand, wall switch, remote or even by home automation system. Controlling the motorized system with your smart phone or tablet, you can create and schedule customized room scenes that allow your drapes to operate on their own throughout the day no matter where you are.

TOUCH CONTROL

Open or close your drapes with a gentle tug.




FOREST WALL SWITCH

2-channel wall switch, wireless. Can be used with all Forest Shuttle motors.



FOREST DIAMOND SENSE REMOTE

15-channel remote controls up to 15 motors individually and together, with a timer or manually. Range up to 98 feet. Wall mounted holder included.



FOREST WIRELESS CONNECTOR

With the Wireless Connector make your new or existing Shuttle motorized drapery system "smart". Add a smart plug and use with Apple Homekit, Google Assistant, or Amazon Alexa.



FOR ADDITIONAL CONTROL OPTIONS, SEE THE ROADMAP ON THE FOLLOWING PAGES



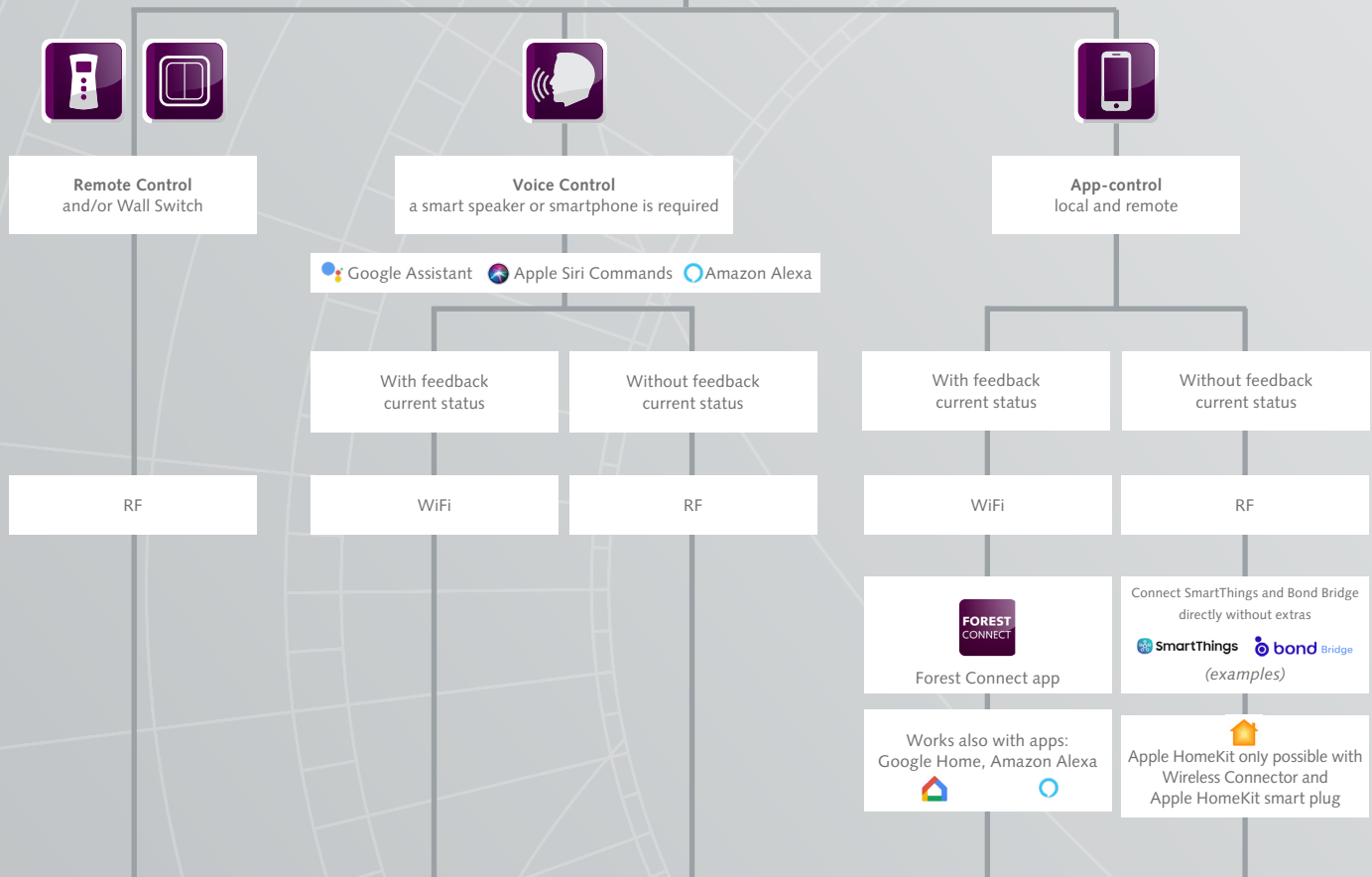
Scan for How To videos on the FOREST YOUTUBE CHANNEL.

FOREST MOTOR CONTROLS ROADMAP



Scan for more information on
FOREST MOTORIZED WOOD

HOW DO YOU WANT TO CONTROL YOUR DRAPERY?



- Shuttle
 - S M L iOn
- Diamond Sense Remote
- Wall Switch
- WiFi dongle
- Wireless Connector
- Forest smart plug
- Smart plug third party
- External RF Multi receiver
- RJ 45 plug
- AC Control Set

- Shuttle
 - S M L iOn
- Diamond Sense Remote
- Wall Switch
- WiFi dongle
- Wireless Connector
- Forest smart plug
- Smart plug third party
- External RF Multi receiver
- RJ 45 plug
- AC Control Set

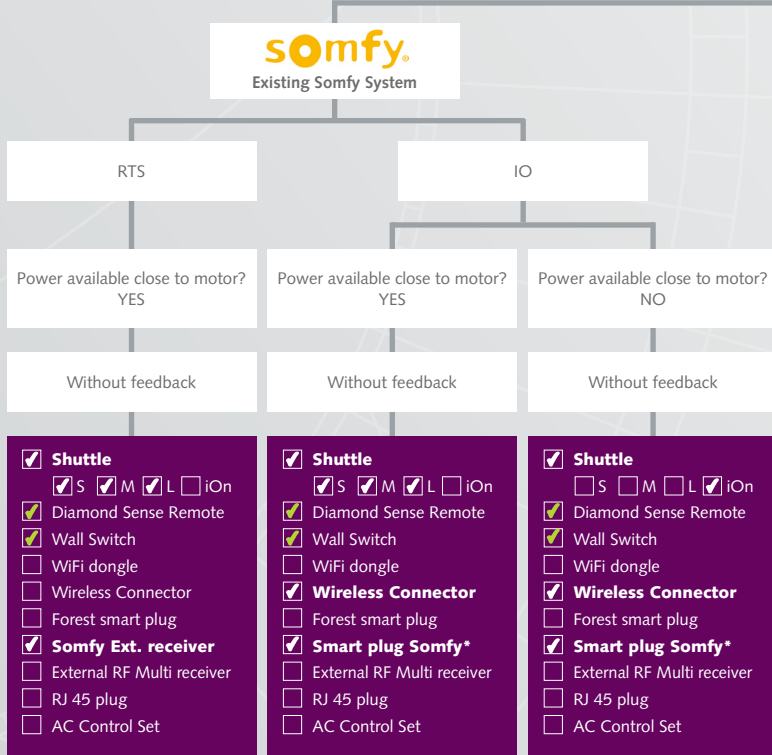
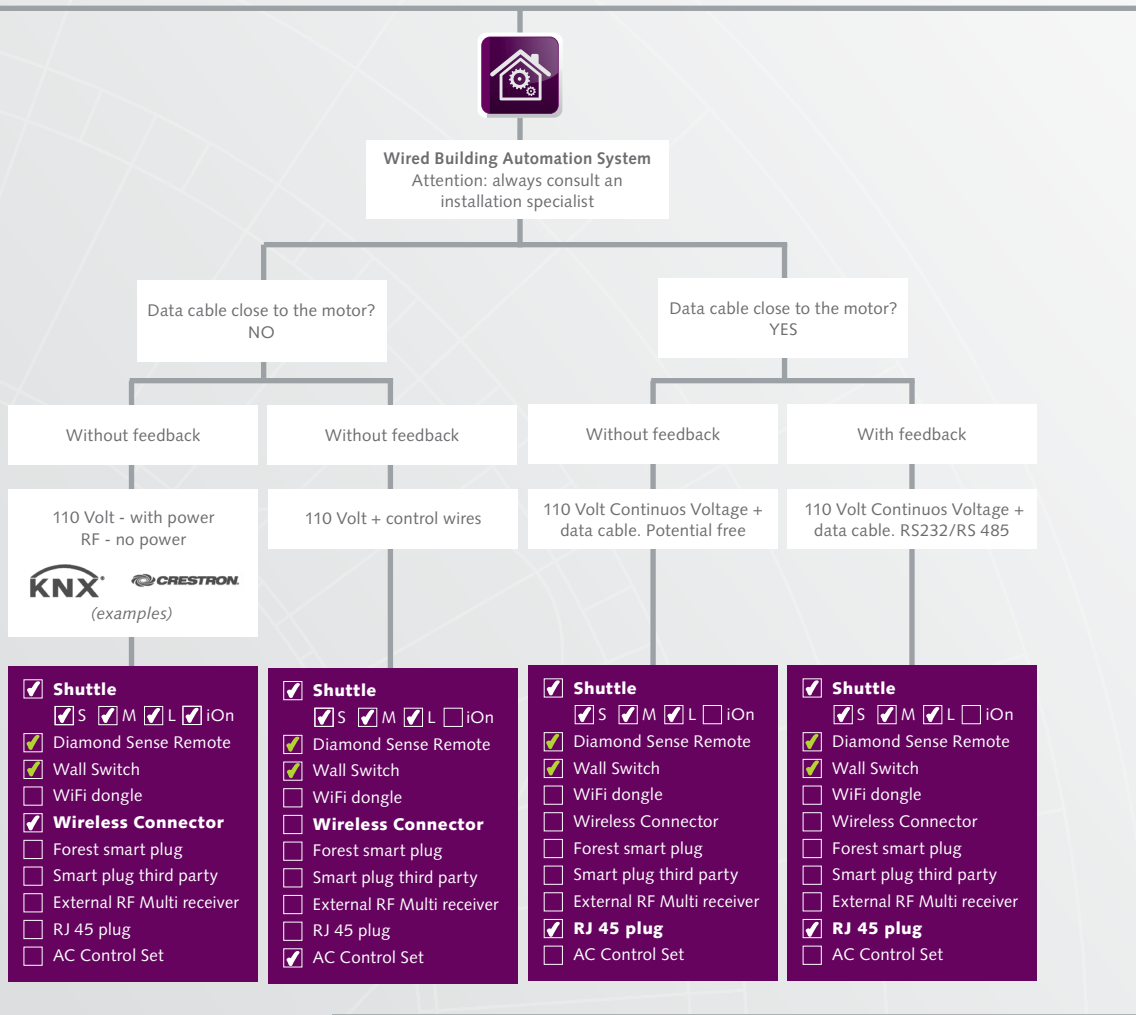
- Shuttle
 - S M L iOn
- Diamond Sense Remote
- Wall Switch
- WiFi dongle
- Wireless Connector
- Forest smart plug
- Smart plug third party
- External RF Multi receiver
- RJ 45 plug
- AC Control Set

- Shuttle
 - S M L iOn
- Diamond Sense Remote
- Wall Switch
- WiFi dongle
- Wireless Connector
- Forest smart plug
- Smart plug third party
- External RF Multi receiver
- RJ 45 plug
- AC Control Set

- Shuttle
 - S M L iOn
- Diamond Sense Remote
- Wall Switch
- WiFi dongle
- Wireless Connector
- Forest smart plug
- Smart plug third party*
- External RF Multi receiver
- RJ 45 plug
- AC Control Set

* Third party smart plugs are not available from Forest.

FOREST MOTOR CONTROLS ROADMAP



* Somfy smart plugs are not available from Forest.

* Somfy smart plugs are not available from Forest.

DECIDE HOW TO CONTROL YOUR DRAPES IN JUST A FEW STEPS

