

# **CRS**<sup>®</sup> **Channel Rod System**

ELEGANT AND TRENDY TO ADD STYLE AND FUNCTIONALITY TO ANY ROOM . . .



**CONTEMPORARY**



**TRADITIONAL**

# **FOREST**

DRAPERY HARDWARE


# Deventer CRS® Traversing Collection

## 1 1/8" Heavy Duty H-Rail

Recommended weight is 4 lbs/ft. depending on application.



### Available Finishes XX = finish color



24  
Satin  
Brass

25  
White

29  
Satin  
Nickel

59  
Black



81  
Antique  
Bronze

89  
Graphite

90  
Silver

95  
Taupe  
**NEW!**

**ASSEMBLED SET** includes rail, end cap finial, carriers, end stop, masters, brackets and 36" white fiberglass baton. Indicate pinch pleat or Ripplefold.

#### Bracket Count:

Up to 60" = 2 brackets

121-180" = 4 brackets

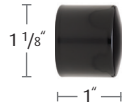
61-120" = 3 brackets

181-240" = 5 brackets


## 1 1/8" Deventer CRS Traversing Components




**51419-XX**  
1 1/8" Aluminum CRS Rail, 19'




**52430-XX**  
Deventer End Cap Finial



**52431-XX**  
Deventer Ball Finial



**52432-XX**  
Deventer Notched Finial



**53401-XX**  
Single Wall Bracket  
3" P



**53402-XX**  
Extended Single Wall Bracket  
4 3/4" P



**53406-XX**  
Double Wall Bracket  
6" P  
Do not use with Ripplefold



**53407-XX**  
Extended Double Wall Bracket  
7 3/4" P  
Use with Ripplefold



**53412-XX**  
Inside Mount Bracket



**NEW!**  
**53403-XX**  
Bracket Extension



59 Black Deventer CRS Rail with Ball End Cap in front and End Cap Finial in back




95 Taupe Deventer CRS Rail with End Cap Finial



29 Satin Nickel Deventer CRS Rail with Notched Finial

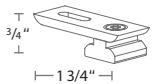


24 Satin Brass Deventer CRS Rail with Ball Finial



81 Antique Bronze Deventer CRS Rail with End Cap Finial

## 1 1/8" Deventer CRS Traversing Components, continued



53408-22, 24, 25, 29, 59, 81  
Flush Ceiling Bracket  
CANNOT USE FINIALS



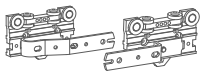
52110-25  
CRS Carrier  
UV-proof, synthetic material



52002-25  
-59 Black, -65 Brown  
Slim Line Ball Bearing Carrier




2107-25 60% fullness, 2 5/8" OC  
2106-25 80% fullness, 2 3/8" OC  
2105-25 100% fullness, 2 1/8" OC  
2108-25 120% fullness, 1 7/8" OC  
-59 Black  
Wheeled Connected Snap Carrier  
in plastic sleeve



52502-25 Overlap R  
52504-25 Underlap L  
-59 Black  
Standard Multi-Functional Master  
Use stiffener w/ exposed baton  
or hooks w/ hidden baton



52502-25A Overlap R  
52504-25A Underlap L  
-59A Black  
Standard Multi-Functional  
Master w/ snaps



52411-25A Butt R  
52412-25A Butt L  
Wheeled Butt Master  
w/snap adaptor  
Designed for hidden baton



**NEW!**

2207-25 60% fullness, 2 5/8" OC  
2206-25 80% fullness, 2 3/8" OC  
80% Only -24 Gold, -59 Black,  
-65 Brown, -90 Silver  
2205-25 100% fullness, 2 1/8" OC  
2208-25 120% fullness, 1 7/8" OC  
Wheeled Connected Snap Carrier  
on plastic strip



52420-25  
Metal End Stop w/ Screw  
For attaching one  
carrier as end stop



53413-90  
Rail Connector  
aluminum, 3"



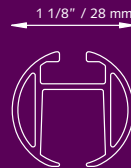
2551-25  
Small Extension Arm

## Product Information

- Elegant and trendy channel rod system.
- Easy and quick assembly.
- Rod available 1 1/8" thickness.
- Bendable, both with an inside and outside corner 15 3/4" radius
- Colors: white, antique bronze, satin nickel and black.
- Length: 19'
- Rod quality: aluminum, chromated, powder coated or anodized.

## Rod Specifications


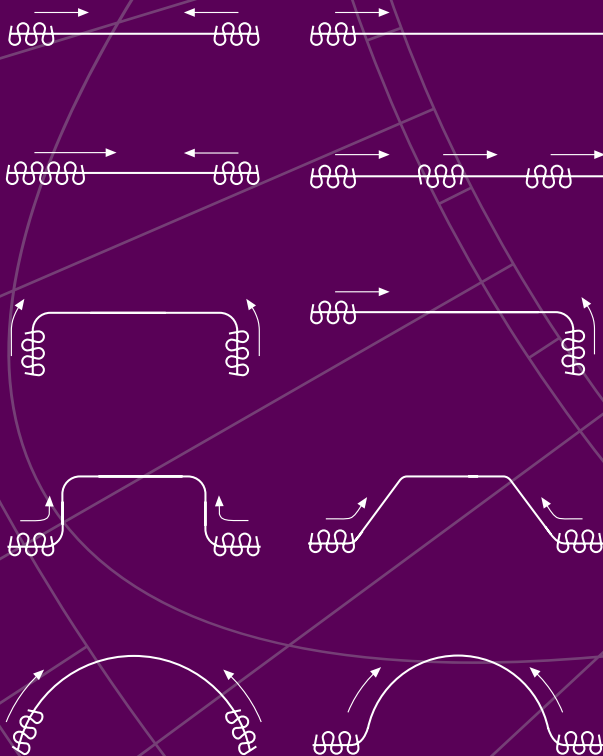
- Shown actual size 1:1
- Aluminum Extrusion
- Dimensions: 1 1/8" / 28 mm diameter



## For Use In

Residential or contract, or at any location where a high-quality, elegant and manually-operated channel rod system is desired.

## Applications



## Bending / Curving


The 1 1/8" rod can be curved and reverse curved by using a radius of 8"



Min. radius 19 1/2"

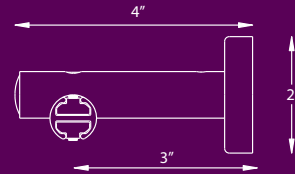
## Mounting Brackets

- ① CRS Rod 1 1/8" / 28 mm
- ② CRS End Cap
- ③ CRS Carrier
- ④ CRS Double Wall Bracket Double



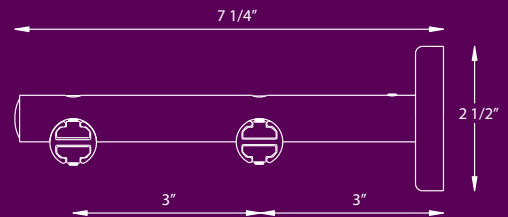
### CRS Single Wall Bracket

3" Projection (shown below) or  
4 3/4" Projection



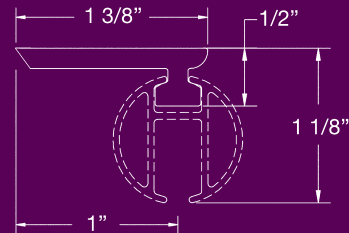
### CRS Double Wall Bracket

6" Projection (shown below) or  
7 3/4" Projection for use with Ripplefold



### CRS Flush Mount Ceiling Bracket

1" Projection



## Available Finishes

- 25 - White
- 29 - Satin Nickel
- 59 - Black
- 81 - Antique Bronze