



SMART HOME
READY



APP
CONTROL



WIRELESS
REMOTE




TOUCH
CONTROL

DSXL® LED MOTORIZED SYSTEM

DSXL LED Motorized System
FOREST SHUTTLE Motor Specifications
FOREST SHUTTLE Controls Roadmap

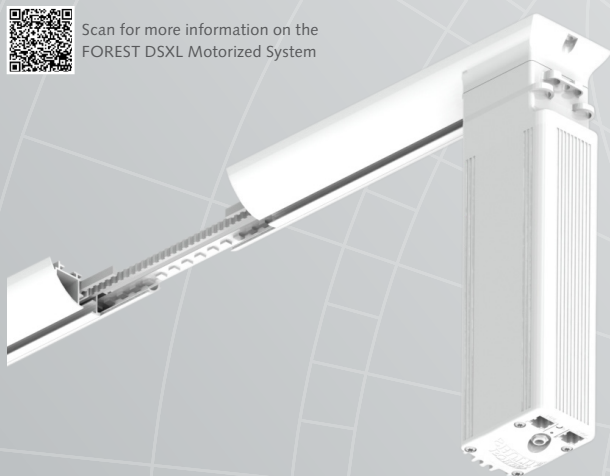
THE
WORLD
BEHIND
YOUR
DRAPERIES



FOREST DSXL® LED MOTORIZED



Scan for more information on the
FOREST DSXL Motorized System




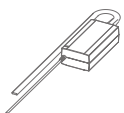


DSXL® LED MOTORIZED DESIGN SYSTEM + LED LIGHTING


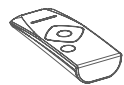


- Elegantly shaped aluminum extrusion, white, powder coated and lubricated with a patented process. LED lighting lights up the backside of drapery or the track itself. Ultra-quiet and smooth operation for contract or residential applications.
- LED strips have low energy consumption, are eco-friendly, dimmable. Lifespan is 30,000 hours.
- Maximum weight is 3 lbs/ft.
- Motorize with any Forest Shuttle. See all motor specifications on the following page. All Forest Shuttle motors include a 10 year warranty.
- Control drapes with a gentle tug, wall switch remote, any home automation system or by smart phone app. See control options on the following pages

ASSEMBLED SYSTEM

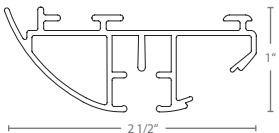





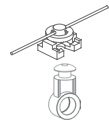
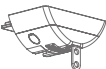



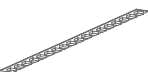




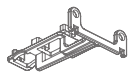
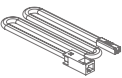
Includes track, masters, pinchpleat or ripplefold carriers, brackets, lighting components, motor, power supply, and Diamond Sense remote or wall switch.

See all motor specifications on the following pages.

DSXL LED	COMPONENT
• 	52925-25 Shuttle HD (M) 52925-59 Shuttle HD (M) black 52939-25 Shuttle Eco (S) See motor specs on pages 93-94
• 	52928-25 Power Cord, 7' 6" 52934-25 Power Cord, 16' includes 24 volt power supply
• 	52933-25 white 59 black +10% Diamond Sense Wall Switch 2 channel
• 	52931-25D white 59D black +10% Diamond Sense Remote RF 15 channel w/ holder, range 98'

DSXL LED	COMPONENT
• 	52948-25 59 black Wi-Fi Dongle For voice and app control over wi-fi. Provides feedback (bi-directional). Use with Shuttles HD and Eco.
• <i>COMING SOON!</i> 	52960-25 white 59 black EasyTouch Remote RF 6 channel
• 	52955-25 Bond Bridge Pro For voice and app control over RF. Easily pair using the Forest remote. Controls all of your devices in one hub.
• 	52945-25 white Sidekick Gen 3 Remote Works with or without Bond Bridge Pro. 1-5 channels

FOREST DSXL® LED MOTORIZED

DSXL LED	COMPONENT	DSXL LED	COMPONENT
•	 <p>3219-25 DSXL LED Motorized Track white 19' x 10 tracks per bundle bundle = 190'</p>	•	 <p>9012-25 Transport Belt Kevlar reinforced</p>
•	 <p>2302-25 DSXL Swivel Ceiling Bracket</p>	•	 <p>52512-25 white Transport Belt Connector</p>
•	 <p>2301-25 DSXL Wall Bracket w/ Swivel</p>	•	 <p>3203-25 Motor Pulley, plastic Connects motor to track</p>
•	 <p>Two Piece Connected Snap Carrier w/ Square Base, in plastic sleeve. Use 1 1/4" snap tape 2114-25, 59 black 60% fullness, 2 5/8" OC 2111-25, 65 brown, 90 grey 80% fullness, 2 3/8" OC 2112-25, 59 black 100% fullness, 2 1/8" OC 2115-25, 59 black 120% fullness, 1 7/8" OC</p>	•	 <p>3204-25 Return Pulley, plastic</p>
•	 <p>52008-25 Slim Line Klick Carrier Draperies hang to conceal track</p>	•	 <p>2402-25 Motor Pulley/Return Pulley Set, metal</p>
•	 <p>52009-25 Ball Bearing Carrier for motorization</p>	•	 <p>3000-00 LED Strip, 3000k/24v 30,000 hr lifespan, dimmable</p>
•	 <p>9040-25 FES Butt Master</p>	•	 <p>3010-00 LED Strip, middle</p>
		•	 <p>3030-00 Mounting Device for LED Strip</p>
		•	 <p>3103-25 LED Dimmer Allows control of light strip with Diamond remote.</p>
		•	 <p>3100-00 with 6' 6" cord 3105-25 with 13" cord LED Cable Connects LED Strip 3010-00 to LED Dimmer 3102-25 24 volt</p>
		•	 <p>3106-25 LED Extension Cable for LED Cables 3100-00 and 3105-25 6' 6"</p>

SHUTTLE® MOTOR COMPARISON CHART



SHUTTLE® HD (M)

SHUTTLE® ECO (S)



SPECIFICATIONS

VOLTAGE SHUTTLE

RECEIVER

POWER SUPPLY

MAX POWER

TORQUE

TRAVEL SPEED

NOISE LEVEL

MAXIMUM WEIGHT

DIMENSIONS

CERTIFICATIONS/MARKINGS

COLOR OPTIONS

24V DC

Internal, optional

External, 100-240V AC - 1.5A,
50-60Hz; Output 24V DC - 2.7A

65W

1.5 Nm

5.5" per second standard
7" per second maximum

< 40 dB(A)

160 lbs per motor
120 lbs per motor - curved track

2.76" x 1.97" x 9.5"

CE/FCC/DOE

White / Black

24V DC

Internal

External, 100-240V AC - 0.8A,
50-60Hz; Output 24V DC - 2.5A

40W

1.0 Nm

5.5" per second standard
7" per second maximum

< 40 dB(A)

100 lbs per motor
90 lbs per motor - curved track

2.76" x 1.97" x 7.5"

CE/FCC/DOE

White

FEATURES

TOUCH CONTROL TECHNOLOGY

INTEGRATED EMERGENCY CONTROL

RF COMMUNICATION STANDARD

Z-WAVE COMMUNICATION

AUTOMATION SYSTEM COMPATIBLE

WI-FI COMPATIBLE

WORKS WITH DS-XL LED DIMMER

WORKS WITH WIRELESS CONNECTOR

CAN BE USED WITH CURVED TRACK

PLUG & PLAY

WARRANTY

✓

✓

✓

-

✓ using RS485 & dry contacts

✓

✓

✓

✓

✓

10 Years

✓

✓

✓

-

✓ using RS485 & dry contacts

✓

✓

✓

✓

✓

10 Years

SHUTTLE® MOTOR COMPARISON CHART



**SMART HOME
READY**



**APP
CONTROL**



**WIRELESS
REMOTE**



**TOUCH
CONTROL**

SHUTTLE® iOn



SPECIFICATIONS

VOLTAGE SHUTTLE

14.8V DC

RECEIVER

Internal

BATTERY

Lithium iOn battery + charger
(3-4 months between charges)

MAX POWER

30W

TORQUE

1.0 Nm

TRAVEL SPEED

5.5" per second standard

NOISE LEVEL

< 40 dB(A)

MAXIMUM WEIGHT

55 lbs per motor
40 lbs per motor - curved track

DIMENSIONS

2" x 3" x 12.25"

CERTIFICATIONS/MARKINGS

CE/FCC/DOE

COLOR OPTIONS

White

FEATURES

TOUCH CONTROL TECHNOLOGY

✓

INTEGRATED EMERGENCY CONTROL

✓

RF COMMUNICATION STANDARD

✓

Z-WAVE COMMUNICATION

-

AUTOMATION SYSTEM COMPATIBLE

✓ using RS485 & dry contacts

WI-FI COMPATIBLE

✓

WORKS WITH DS-XL LED DIMMER

✓

WORKS WITH WIRELESS CONNECTOR

✓

CAN BE USED WITH CURVED TRACK

✓

PLUG & PLAY

✓

WARRANTY

10 Years on motor
2 years on battery pack

Our wide variety of control options make finding a fit for your windows easy – controlling the drapes by hand, wall switch, remote or even by home automation system.



TOUCH CONTROL

Open or close your drapes with a gentle tug.



FOREST WALL SWITCH

2-channel wall switch, wireless.
Can be used with all Forest Shuttle motors.



FOREST DIAMOND SENSE REMOTE

15-channel remote controls up to 15 motors individually and together, with a timer or manually.
Range up to 98 feet.
Wall mounted holder included.



BOND BRIDGE PRO

With the Bond Bridge Pro, easily pair your Forest remote and get app control for Forest motorized window coverings and other devices all in one place.



SIDEKICK GEN 3 REMOTE

5- or 1-channel remote control.
Pairs directly with drapery motor.
Use with Bond Bridge Pro or without. Estimated 10-year battery life.

FOR ADDITIONAL CONTROL OPTIONS, SEE THE ROADMAP ON THE FOLLOWING PAGES.

FOREST MOTOR CONTROLS ROADMAP

HOW DO YOU WANT TO CONTROL YOUR DRAPERY?



Wall Switch, Diamond Remote,
Easy Touch Remote,
and Sidekick Gen 3

RF

- ☒ Shuttle
 - ☒ S ☒ M ☒ iOn
- ☒ Wall Switch
- ☒ Diamond Sense Remote
- ☒ Easy Touch Remote
- ☒ Sidekick Gen 3



Voice and App Control
local and remote

With feedback

WiFi

Connect using Forest WiFi Dongle



Integrations

works with



works with



works with



works with



Integrations
when cloud services are present



- ☒ Shuttle
 - ☒ S ☒ M ☐ iOn
- ☒ Wall Switch
- ☒ Diamond Sense Remote
- ☒ Easy Touch Remote
- ☒ WiFi Dongle

Without feedback

RF

Connect using Bond Bridge Pro



Integrations



works with



works with



works with



works with



works with



works with



works with



works with

and others

- ☒ Shuttle
 - ☒ S ☒ M ☒ iOn
- ☒ Wall Switch
- ☒ Diamond Sense Remote
- ☒ Easy Touch Remote
- ☒ Bond Bridge Pro
- ☒ Sidekick Gen 3

FOREST MOTOR CONTROLS ROADMAP



Wired Building Automation System

we advise you work with an installation specialist

With feedback

RS485

Integrations

Control4

CRESTRON

SAVANT

RTI

and others

- ☒ Shuttle
 - ☒ S ☒ M ☐ iOn
- ☒ Wall Switch
- ☒ Diamond Sense Remote
- ☒ Easy Touch Remote
- ☒ RS485 Port

Without feedback

Dry Contact

Integrations

Control4

CRESTRON

SAVANT

LUTRON

and others

- ☒ Shuttle
 - ☒ S ☒ M ☒ iOn
- ☒ Wall Switch
- ☒ Diamond Sense Remote
- ☒ Easy Touch Remote
- ☐ RS485 Port



Check out How To videos on the FOREST YOUTUBE CHANNEL.