



MANUAL
OPERATION



MOTOR
CONTROL

FOREST CORDOBA Traversing & Motorized

2" hand draw and motorized traversing systems

CORDOBA 2" Hand Draw Traversing & Motorized Sets
FOREST SHUTTLE MOTORS
MOTOR CONTROLS ROADMAP

THE
WORLD
BEHIND
YOUR
DRAPERIES



CORDOBA HAND DRAW TRAVERSING



Scan for How To videos on the FOREST YOUTUBE CHANNEL.



72 Walnut wood fascia over brown CS Track.
Carriers are also available in colors.

CORDOBA TRAVERSING

- 2" Cordoba eavy duty hand, baton or cord draw traversing system for one- or two-way pinch pleat or ripplefold drapery.
- Maximum weight is 4 lbs per foot depending on application.

ASSEMBLED SYSTEM

Includes wood pole fascia, assembled track, wall brackets (bracket cover optional and available for purchase separately), customer's choice of finials, c-ring where specified, and 36" white fiberglass baton. Indicate pinch pleat or ripplefold when ordering.

CORDOBA COLLECTION FINISHES XX = finish color



00
Unfinished



25
White



45
Leather
Antiqued
smooth
poles only




58
Stone
smooth
poles only




59
Black



70
Hazel



71
Honey



72
Walnut



73
Natural

CORDOBA FINIALS *these finials not available in 45 Leather Antiqued



End Cap Finial
1151WEN-XX
1172WEN-XX



Smooth Ball Finial*
1151SMO-XX



Ringed Ball Finial
1151RIN-XX
1172RIN-XX



Fluted Ball Finial*
1151FLU-XX
1172FLU-XX



Odiseia Finial*
1151ODI-XX
1172ODI-XX



Calice Finial*
1151CAL-XX
1172CAL-XX



Zenith Finial*
1151ZEN-XX
1172ZEN-XX

CORDOBA HAND DRAW TRAVERSING

CORDOBA TRAVERSING WOOD POLES



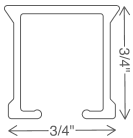


1051RSW-XX
2" CORDOBA
Routed Smooth
Stock Length: 14'



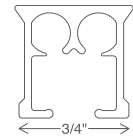
1051RRW-XX
2" CORDOBA
Routed Reeded
Stock Length: 14'

CORDOBA TRAVERSING WOOD TRACKS

Use CS Track in white, black, brown or grey with color coordinating components, or use cord draw CCS Track in white, brown or grey with color coordinating components. Use with pinch pleat or ripplefold draperies.



CS® CONTRACT SYSTEM
Aluminum extrusion, powder coated and lubricated.
Available in 25 white, 59 black, 65 brown and 90 grey.

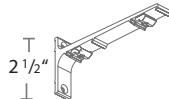


CCS® CONTRACT CORD SYSTEM
Aluminum extrusion, white, powder coated, lubricated. Available in 25 white, 65 brown and 90 grey. All corded systems include child safety tension device.

CORDOBA TRAVERSING WOOD BRACKETS



3280-25
59 black, 65 brown, 90 grey
3" Single Wall Bracket heavy duty
P: 2 1/2"



3281-25
59 black, 65 brown
6" Double Wall Bracket heavy duty
P: 1 1/2", 5 1/2"



32801-25
59 black, 90 grey + 10%
Wall Bracket Cover, optional

CORDOBA OPTIONAL C-RINGS



1352WRI-XX
C-Ring
Choose white, black or brown carrier



52007-25
59 black, 65 brown + 10%
C-Ring Carrier



52405-65 Overlap R
52406-65 Underlap L
90 grey + 10%
C-Ring Master Carrier

WOOD BATON OPTIONS



19WWAND-XX
40" Wood Baton
See all batons at the end of brochure



19CWAND-XX
40" Modern Wood Baton
See all batons at the end of brochure

White fiberglass batons are available in 36", 48", 60", and 72" lengths. See all baton options, including the finishes below, on the following pages..



CORDOBA HAND DRAW TRAVERSING

CORDOBA TRAVERSING CONTINUED

HAND, BATON OR CORD DRAW – SINGLE OR DOUBLE TREATMENT – WITH OR WITHOUT C-RINGS

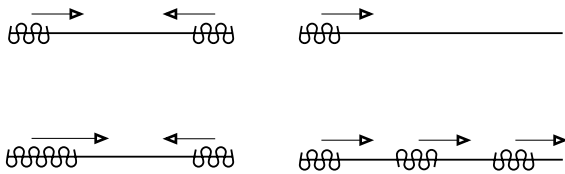


Scan for How To videos on the FOREST YOUTUBE CHANNEL.

FOR USE IN

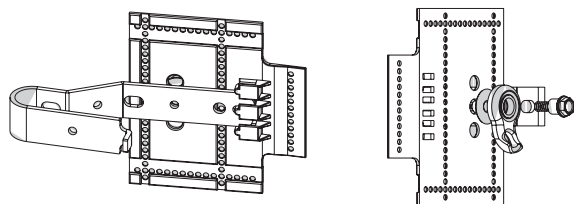
Hotels - resorts - offices - residences or at any location where a heavy duty hand drawn system with wood fascia is desired.

APPLICATIONS



FEATURES

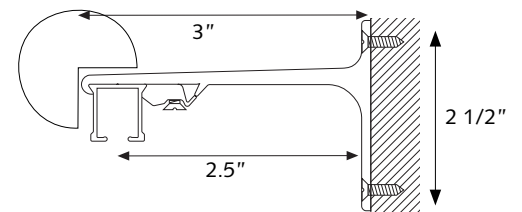
- Stiffener is sewn onto drapery overlap
- Stiffener socket is placed into master arm
- Baton is attached by a screw through the eyelet and into the master arm.



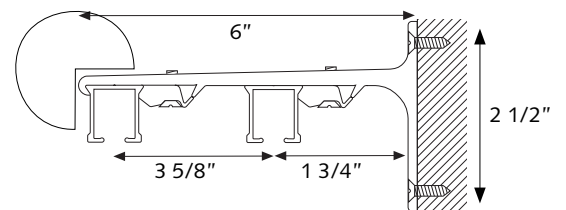
MOUNTING BRACKETS

Brackets need to be placed every 24"

3" Wall Bracket for Wood Poles










6" Double Wall Bracket for Wood Poles



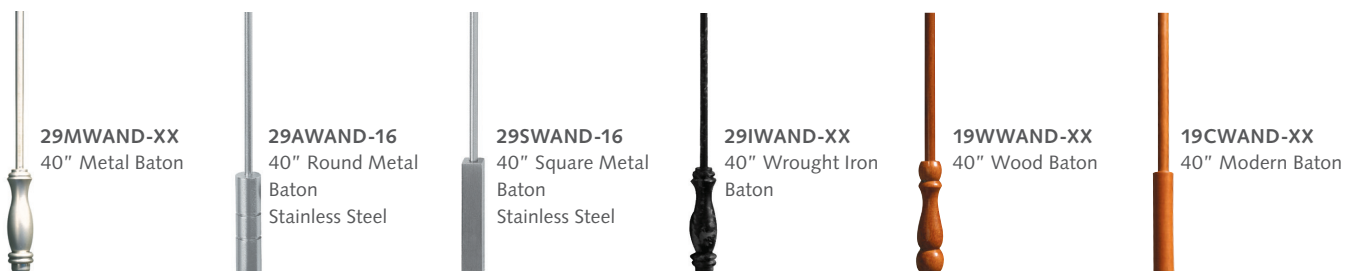
BATONS

BATONS FIBERGLASS, ACRYLIC, ADA & COMPONENTS

BATONS	COMPONENT
	3/8" Fiberglass Baton Must order screw separately
	
	36" 54110-25 white w/ snap 54310-25 white w/ adaptor
	54110-59, 81, 90 w/ snap
	48" 54111-25 white w/ snap 54311-25 white w/ adaptor
	54111-59, 81, 90 w/ snap
	60" 54112-25 white w/ snap 54312-25 white w/ adaptor
	54112-59, 81, 90 w/ snap
	72" 54113-25 white w/ snap 54313-25 white w/ adaptor
	54113-59, 81, 90 w/ snap
	84" 54114-25 white w/ snap
	96" 54115-25 white w/ snap
	Colors available for 3/8" Fiberglass Batons
	25 White
	59 Black
	81 Bronze
	90 Grey

BATONS	COMPONENT
	1/2" Clear Acrylic Baton Must order screw separately
	
	36" 54510-00 w/ snap 54710-00 w/ adaptor
	48" 54511-00 w/ snap 54711-00 w/ adaptor
	60" 54512-00 w/ snap 54712-00 w/ adaptor
	72" 54513-00 w/ snap 54713-00 w/ adaptor
	ADA Clear Acrylic Baton
	48" 54911-00 w/ adaptor
	9013-00 Baton Holder, clear acrylic
	54001-16 Baton Snap
	9015-00 Hex Head Shoulder Screw for baton w/ adaptor
	54000-16 D-Ring

BATONS DECORATIVE METAL & WOOD



CORDOBA MOTORIZED TRAVERSING



2" CORDOBA MOTORIZED


- Forest FMS Track with wood pole fascia.
- Motorize with any Forest Shuttle. See all motor specifications on the following pages. All Forest Shuttle motors include a 10 year warranty.
- Control drapes with a gentle tug, wall switch, remote, any home automation system or by smart phone app. See control options on the following pages.



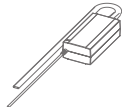
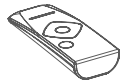


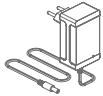

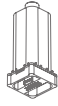


ASSEMBLED SYSTEM

Includes assembled track, wood fascia, motor, power supply, single wall brackets, and Diamond remote, EasyTouch remote or Forest wall switch.

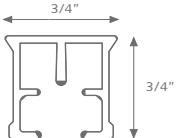


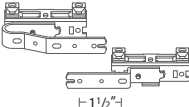

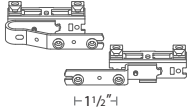

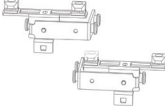
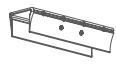


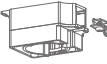
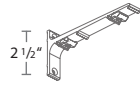
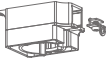


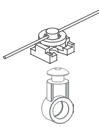





CORDOBA COLLECTION FINISHES XX = finish color



CORDOBA	COMPONENT	CORDOBA	COMPONENT
•	 <p>52925-25 Shuttle HD (M) 52925-59 Shuttle HD (M) black 52939-25 Shuttle Eco (S) See motor specs on pages 93-94</p>	•	 <p>52931-25D white 59D black Diamond Sense Remote RF 15 channel w/ holder, range 98'</p>
•	 <p>52928-25 Power Cord, 7' 6" 52934-25 Power Cord, 16' includes 24 volt power supply</p>	•	<p><i>COMING SOON!</i></p>  <p>52960-25 white 59 black EasyTouch Remote RF 6 channel</p>
•	 <p>52926-25 Shuttle iOn Includes battery pack. Order charging cable below separately, 52924-59. See motor specs on pages 93-94</p>	•	 <p>52948-25 59 black Wi-Fi Dongle For voice and app control over wi-fi. Provides feedback (bi-directional). Use with Shuttles HD and Eco.</p>
•	 <p>52924-59 Battery Charger Charges battery included with Shuttle iOn motor above, 52926-25.</p>	•	 <p>52955-25 Bond Bridge Pro For voice and app control over RF. Easily pair using the Forest remote. Controls all of your devices in one hub.</p>
•	 <p>52949-25 Battery Pack Additional battery pack for Shuttle iOn motor</p>	•	 <p>52945-25 white 59 black Forest Wall Switch 2 channel</p>
•	 <p>52933-25 white 59 black Forest Wall Switch 2 channel</p>	•	<p>52945-25 white Sidekick Gen 3 Remote Works with or without Bond Bridge Pro. 1-5 channels.</p>

CORDOBA MOTORIZED TRAVERSING

CORDOBA	COMPONENT	CORDOBA	COMPONENT
•	 <p>51323-25 white 59 black FMS Track 23' x 10 tracks per bundle bundle = 230'</p>	•	 <p>52009-25 Ball Bearing Carrier for motorization</p>
•	 <p>1051RSW-XX 2" Cordoba Smooth, 14'</p>	•	 <p>52508-25 Overlap Right 52509-25 Underlap Left 59 black Belt Master Carrier</p>
•	 <p>1051RRW-XX 2" Cordoba Reeded, 14'</p>	•	 <p>52508-25A Overlap Right 52509-25A Underlap Left 59A black +10% Belt Master Carrier with snaps</p>
•	 <p>1151WEN-XX 2" Cordoba End Cap See all finials page 80</p>	•	 <p>52410-25 Butt Right 52409-25 Butt Left 59 black Butt Master Carrier with snaps</p>
•	 <p>3906-25 59 black Track Connector & key 3904-00</p>	•	 <p>2552-25 6" Extension Arm for master Use w/ two one-way draw</p>
•	 <p>3280-25 59 black 3" Single Wall Bracket heavy duty projection 2 1/2"</p>	•	 <p>52903-25 59 black Forest Shuttle Motor Pulley Connects motor to track</p>
•	 <p>3281-25 59 black 6" Double Wall Bracket heavy duty projection 1 1/2", 5 1/2"</p>	•	 <p>MTDR-EP-DR-AC Rollase Motor Pulley Connects motor to track</p>
•	 <p>32801-25 59 black Wall Bracket Cover use with 3280 & 3281</p>	•	 <p>52910-25 59 black Return Pulley</p>
•	 <p>2114-25 60% fullness 2 5/8" OC 2111-25 80% fullness 2 3/8" OC 2112-25 100% fullness 2 1/8" OC 2115-25 120% fullness 1 7/8" OC 59 black Two-Piece Connected Snap Carrier w/ Square Base, use 4 1/4" snap tape.</p>	•	 <p>9012-25 Transport Belt Kevlar reinforced</p>
•	 <p>52008-25 59 black Slim Line Klick Carrier Draperies hang to conceal track</p>	•	 <p>52512-25 white 59 black Transport Belt Connector</p>

SHUTTLE® MOTOR COMPARISON CHART



SHUTTLE® HD (M)

SHUTTLE® ECO (S)



VOLTAGE SHUTTLE	24V DC	24V DC
RECEIVER	Internal, optional	Internal
POWER SUPPLY	External, 100-240V AC - 1.5A, 50-60Hz; Output 24V DC - 2.7A	External, 100-240V AC - 0.8A, 50-60Hz; Output 24V DC - 2.5A
MAX POWER	65W	40W
TORQUE	1.5 Nm	1.0 Nm
TRAVEL SPEED	5.5" per second standard 7" per second maximum	5.5" per second standard 7" per second maximum
NOISE LEVEL	< 40 dB(A)	< 40 dB(A)
MAXIMUM WEIGHT	160 lbs per motor 120 lbs per motor - curved track	100 lbs per motor 90 lbs per motor - curved track
DIMENSIONS	2.76" x 1.97" x 9.5"	2.76" x 1.97" x 7.5"
CERTIFICATIONS/MARKINGS	CE/FCC/DOE	CE/FCC/DOE
COLOR OPTIONS	White / Black	White
TOUCH CONTROL TECHNOLOGY	√	√
INTEGRATED EMERGENCY CONTROL	√	√
RF COMMUNICATION STANDARD	√	√
Z-WAVE COMMUNICATION	-	-
AUTOMATION SYSTEM COMPATIBLE	√ using RS485 & dry contacts	√ using RS485 & dry contacts
WI-FI COMPATIBLE	√	√
WORKS WITH DS-XL LED DIMMER	√	√
WORKS WITH WIRELESS CONNECTOR	√	√
CAN BE USED WITH CURVED TRACK	√	√
PLUG & PLAY	√	√
WARRANTY	10 Years	10 Years

SHUTTLE® MOTOR COMPARISON CHART



SMART HOME
READY



APP
CONTROL



WIRELESS
REMOTE



TOUCH
CONTROL

SHUTTLE® iOn




Our wide variety of control options make finding a fit for your windows easy – controlling the drapes by hand, wall switch, remote or even by home automation system.



TOUCH CONTROL

Open or close your drapes with a gentle tug.



FOREST WALL SWITCH

2-channel wall switch, wireless. Can be used with all Forest Shuttle motors.



FOREST DIAMOND SENSE REMOTE

15-channel remote controls up to 15 motors individually and together, with a timer or manually. Range up to 98 feet. Wall mounted holder included.



BOND BRIDGE PRO

With the Bond Bridge Pro, easily pair your Forest remote and get app control for Forest motorized window coverings and other devices all in one place.



SIDEKICK GEN 3 REMOTE

5- or 1-channel remote control. Pairs directly with drapery motor. Use with Bond Bridge Pro or without. Estimated 10-year battery life.

FOR ADDITIONAL CONTROL OPTIONS, SEE THE ROADMAP ON THE FOLLOWING PAGES.

SPECIFICATIONS

VOLTAGE SHUTTLE RECEIVER	14.8V DC Internal
BATTERY	Lithium iOn battery + charger (3-4 months between charges)
MAX POWER	30W
TORQUE	1.0 Nm
TRAVEL SPEED	5.5" per second standard
NOISE LEVEL	< 40 dB(A)
MAXIMUM WEIGHT	55 lbs per motor 40 lbs per motor - curved track
DIMENSIONS	2" x 3" x 12.25"
CERTIFICATIONS/MARKINGS	CE/FCC/DOE
COLOR OPTIONS	White

FEATURES

TOUCH CONTROL TECHNOLOGY	✓
INTEGRATED EMERGENCY CONTROL	✓
RF COMMUNICATION STANDARD	✓
Z-WAVE COMMUNICATION	-
AUTOMATION SYSTEM COMPATIBLE	✓ using RS485 & dry contacts
WI-FI COMPATIBLE	✓
WORKS WITH DS-XL LED DIMMER	✓
WORKS WITH WIRELESS CONNECTOR	✓
CAN BE USED WITH CURVED TRACK	✓
PLUG & PLAY	✓
WARRANTY	10 Years on motor 2 years on battery pack

FOREST MOTOR CONTROLS ROADMAP

HOW DO YOU WANT TO CONTROL YOUR DRAPERY?



Wall Switch, Diamond Remote,
Easy Touch Remote,
and Sidekick Gen 3

RF

- Shuttle
 - S M iOn
- Wall Switch
- Diamond Sense Remote
- Easy Touch Remote
- Sidekick Gen 3



Voice and App Control
local and remote

With feedback

WiFi

Connect using Forest WiFi Dongle



Integrations

works with	works with
works with	works with
Integrations when cloud services are present	

- Shuttle
 - S M iOn
- Wall Switch
- Diamond Sense Remote
- Easy Touch Remote
- WiFi Dongle

Without feedback

RF

Connect using Bond Bridge Pro



Integrations

	works with
works with	works with
	and others

- Shuttle
 - S M iOn
- Wall Switch
- Diamond Sense Remote
- Easy Touch Remote
- Bond Bridge Pro
- Sidekick Gen 3

FOREST MOTOR CONTROLS ROADMAP



Wired Building Automation System

we advise you work with an installation specialist

With feedback

RS485

Integrations

Control4

CRESTRON

SAVANT

RCI

and others

Without feedback

Dry Contact

Integrations

Control4

CRESTRON

SAVANT

LUTRON

and others

- Shuttle
 - S M iOn
- Wall Switch
- Diamond Sense Remote
- Easy Touch Remote
- RS485 Port

- Shuttle
 - S M iOn
- Wall Switch
- Diamond Sense Remote
- Easy Touch Remote
- RS485 Port