



MOTOR  
CONTROL

## FOREST LONDON Motorized

1 3/4" motorized wood traversing systems

LONDON 3/4" Motorized Sets  
FOREST SHUTTLE MOTOR Specifications  
FOREST SHUTTLE MOTOR Controls Roadmap

THE  
WORLD  
BEHIND  
YOUR  
DRAPERIES



# LONDON MOTORIZED TRAVERSING



## 1 3/4" LONDON MOTORIZED

- Forest FMS Track with wood pole fascia.
- Motorize with any Forest Shuttle. See all motor specifications on the following pages. All Forest Shuttle motors include a 10 year warranty.
- Control drapes with a gentle tug, wall switch, remote, any home automation system or by smart phone app. See control options on the following pages.

### ASSEMBLED SYSTEM

Includes assembled track, wood fascia, motor, power supply, single wall brackets, and Diamond remote, EasyTouch remote or Forest wall switch.



### LONDON COLLECTION FINISHES XX = finish color

#### WOOD POLE & COMPONENTS FINISHES



50 Oil Rubbed Bronze


51 Antique Gold

52 Burnished Gold

53 Dark Pewter

54 Distressed Ivory

#### METAL COMPONENT FINISHES


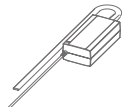

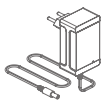
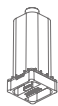








22 Polished Chrome

23 Polished Brass

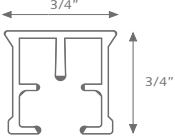


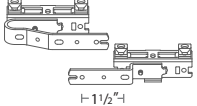

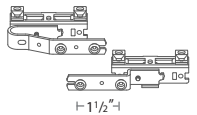
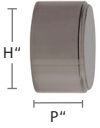
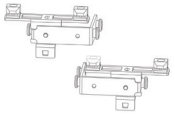
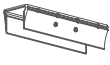



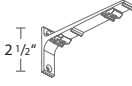



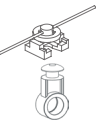



29 Satin Nickel

89 Graphite

CORDOBA	COMPONENT
	<p><b>52925-25</b> Shuttle HD (M)  <b>52925-59</b> Shuttle HD (M) black  <b>52939-25</b> Shuttle Eco (S)                      See motor specs on pages 93-94</p>
	<p><b>52928-25</b> Power Cord, 7' 6"  <b>52934-25</b> Power Cord, 16'                      includes 24 volt power supply</p>
	<p><b>52926-25</b> Shuttle iOn                      Includes battery pack.  <b>Order charging cable below separately, 52924-59.</b>                      See motor specs on pages 93-94</p>
	<p><b>52924-59</b> Battery Charger                      Charges battery included with Shuttle iOn motor above, 52926-25.</p>
	<p><b>52949-25</b> Battery Pack                      Additional battery pack for Shuttle iOn motor</p>
	<p><b>52933-25</b> white  <b>59</b> black                      Forest Wall Switch                      2 channel</p>

CORDOBA	COMPONENT
	<p><b>52931-25D</b> white  <b>59D</b> black                      Diamond Sense Remote RF                      15 channel w/ holder, range 98'</p>
	<p><b>COMING SOON!</b>  <b>52960-25</b> white  <b>59</b> black                      EasyTouch Remote RF                      6 channel</p>
	<p><b>52948-25</b>  <b>59</b> black                      Wi-Fi Dongle                      For voice and app control over wi-fi.                      Provides feedback (bi-directional).                      Use with Shuttles HD and Eco.</p>
	<p><b>52955-25</b>                      Bond Bridge Pro                      For voice and app control over RF.                      Easily pair using the Forest remote.                      Controls all of your devices in one hub.</p>
	<p><b>52945-25</b> white                      Sidekick Gen 3 Remote                      Works with or without Bond Bridge Pro.                      1-5 channels.</p>

# LONDON MOTORIZED TRAVERSING

LONDON	COMPONENT	LONDON	COMPONENT
	<b>51323-25</b> white <b>59</b> black FMS Track 23' x 10 tracks per bundle bundle = 230'		<b>52009-25</b> Ball Bearing Carrier for motorization
	<b>1045RSW-5X</b> 1 3/4" Routed Wood Pole, 10'		<b>52508-25</b> Overlap Right <b>52509-25</b> Underlap Left <b>59</b> black Belt Master Carrier
	<b>1145MOD-5X</b> 1 3/4" London Modern End Cap H: 2" P: 1"		<b>52508-25A</b> Overlap Right <b>52509-25A</b> Underlap Left <b>59A</b> black Belt Master Carrier with snaps
	<b>3045END-XX</b> 1 3/4" Glasgow End Cap Finial H: 2" P: 1 1/8"		<b>52410-25</b> Butt Right <b>52409-25</b> Butt Left <b>59</b> black Butt Master Carrier with snaps
	<b>3906-25</b> <b>59</b> black Track Connector & key 3904-00		<b>2552-25</b> 6" Extension Arm for master Use w/ two one-way draw
	<b>3280-25</b> <b>59</b> black 3" Single Wall Bracket heavy duty projection 2 1/2"		<b>52903-25</b> <b>59</b> black Forest Shuttle Motor Pulley Connects motor to track
	<b>3281-25</b> <b>59</b> black 6" Double Wall Bracket heavy duty projection 1 1/2", 5 1/2"		<b>MTDR-EP-DR-AC</b> Rollease Motor Pulley Connects motor to track
	<b>32801-25</b> <b>59</b> black Wall Bracket Cover use with 3280 & 3281		<b>52910-25</b> <b>59</b> black Return Pulley
	<b>2114-25</b> 60% fullness 2 5/8" OC <b>2111-25</b> 80% fullness 2 3/8" OC <b>2112-25</b> 100% fullness 2 1/8" OC <b>2115-25</b> 120% fullness 1 7/8" OC <b>59</b> black Two-Piece Connected Snap Carrier w/ Square Base, use 4 1/4" snap tape.		<b>9012-25</b> Transport Belt Kevlar reinforced
	<b>52008-25</b> <b>59</b> black Slim Line Klick Carrier Draperies hang to conceal track		<b>52512-25</b> white <b>59</b> black Transport Belt Connector



# SHUTTLE® MOTOR COMPARISON CHART



## SHUTTLE® HD (M)

## SHUTTLE® ECO (S)



VOLTAGE SHUTTLE	24V DC	24V DC
RECEIVER	Internal, optional	Internal
POWER SUPPLY	External, 100-240V AC - 1.5A, 50-60Hz; Output 24V DC - 2.7A	External, 100-240V AC - 0.8A, 50-60Hz; Output 24V DC - 2.5A
MAX POWER	65W	40W
TORQUE	1.5 Nm	1.0 Nm
TRAVEL SPEED	5.5" per second standard 7" per second maximum	5.5" per second standard 7" per second maximum
NOISE LEVEL	< 40 dB(A)	< 40 dB(A)
MAXIMUM WEIGHT	160 lbs per motor 120 lbs per motor - curved track	100 lbs per motor 90 lbs per motor - curved track
DIMENSIONS	2.76" x 1.97" x 9.5"	2.76" x 1.97" x 7.5"
CERTIFICATIONS/MARKINGS	CE/FCC/DOE	CE/FCC/DOE
COLOR OPTIONS	White / Black	White
TOUCH CONTROL TECHNOLOGY	√	√
INTEGRATED EMERGENCY CONTROL	√	√
RF COMMUNICATION STANDARD	√	√
Z-WAVE COMMUNICATION	-	-
AUTOMATION SYSTEM COMPATIBLE	√ using RS485 & dry contacts	√ using RS485 & dry contacts
WI-FI COMPATIBLE	√	√
WORKS WITH DS-XL LED DIMMER	√	√
WORKS WITH WIRELESS CONNECTOR	√	√
CAN BE USED WITH CURVED TRACK	√	√
PLUG & PLAY	√	√
WARRANTY	10 Years	10 Years

# SHUTTLE® MOTOR COMPARISON CHART



SMART HOME  
READY



APP  
CONTROL



WIRELESS  
REMOTE



TOUCH  
CONTROL

## SHUTTLE® iOn



Our wide variety of control options make finding a fit for your windows easy – controlling the drapes by hand, wall switch, remote or even by home automation system.



### TOUCH CONTROL

Open or close your drapes with a gentle tug.



### FOREST WALL SWITCH

2-channel wall switch, wireless. Can be used with all Forest Shuttle motors.



### FOREST DIAMOND SENSE REMOTE

15-channel remote controls up to 15 motors individually and together, with a timer or manually. Range up to 98 feet. Wall mounted holder included.



### BOND BRIDGE PRO

With the Bond Bridge Pro, easily pair your Forest remote and get app control for Forest motorized window coverings and other devices all in one place.



### SIDEKICK GEN 3 REMOTE

5- or 1-channel remote control. Pairs directly with drapery motor. Use with Bond Bridge Pro or without. Estimated 10-year battery life.

FOR ADDITIONAL CONTROL OPTIONS, SEE THE ROADMAP ON THE FOLLOWING PAGES.

## SPECIFICATIONS

VOLTAGE SHUTTLE RECEIVER	14.8V DC Internal
BATTERY	Lithium iOn battery + charger (3-4 months between charges)
MAX POWER	30W
TORQUE	1.0 Nm
TRAVEL SPEED	5.5" per second standard
NOISE LEVEL	< 40 dB(A)
MAXIMUM WEIGHT	55 lbs per motor 40 lbs per motor - curved track
DIMENSIONS	2" x 3" x 12.25"
CERTIFICATIONS/MARKINGS	CE/FCC/DOE
COLOR OPTIONS	White

## FEATURES

TOUCH CONTROL TECHNOLOGY	✓
INTEGRATED EMERGENCY CONTROL	✓
RF COMMUNICATION STANDARD	✓
Z-WAVE COMMUNICATION	-
AUTOMATION SYSTEM COMPATIBLE	✓ using RS485 & dry contacts
WI-FI COMPATIBLE	✓
WORKS WITH DS-XL LED DIMMER	✓
WORKS WITH WIRELESS CONNECTOR	✓
CAN BE USED WITH CURVED TRACK	✓
PLUG & PLAY	✓
WARRANTY	10 Years on motor 2 years on battery pack

# FOREST MOTOR CONTROLS ROADMAP

## HOW DO YOU WANT TO CONTROL YOUR DRAPERY?



Wall Switch, Diamond Remote,  
Easy Touch Remote,  
and Sidekick Gen 3

RF

- Shuttle
  - S  M  iOn
- Wall Switch
- Diamond Sense Remote
- Easy Touch Remote
- Sidekick Gen 3



Voice and App Control  
local and remote

With feedback

WiFi

Connect using Forest WiFi Dongle



Integrations

works with	works with
works with	works with
Integrations when cloud services are present	

- Shuttle
  - S  M  iOn
- Wall Switch
- Diamond Sense Remote
- Easy Touch Remote
- WiFi Dongle

Without feedback

RF

Connect using Bond Bridge Pro



Integrations

	works with
works with	works with
	and others

- Shuttle
  - S  M  iOn
- Wall Switch
- Diamond Sense Remote
- Easy Touch Remote
- Bond Bridge Pro
- Sidekick Gen 3



# FOREST MOTOR CONTROLS ROADMAP



## Wired Building Automation System

we advise you work with an installation specialist

With feedback

RS485

Integrations

Control4

CRESTRON

SAVANT

RCI

and others

Without feedback

Dry Contact

Integrations

Control4

CRESTRON

SAVANT

LUTRON

and others

- Shuttle
  - S  M  iOn
- Wall Switch
- Diamond Sense Remote
- Easy Touch Remote
- RS485 Port

- Shuttle
  - S  M  iOn
- Wall Switch
- Diamond Sense Remote
- Easy Touch Remote
- RS485 Port